


Breathing Techniques

When we feel anxious, upset or distressed, it can be difficult to know what to do to feel better. By using these breathing techniques, we can reduce our anxiety and lower our blood pressure/heart rate. This helps us feel calmer and more focused and helps us to face our fears.

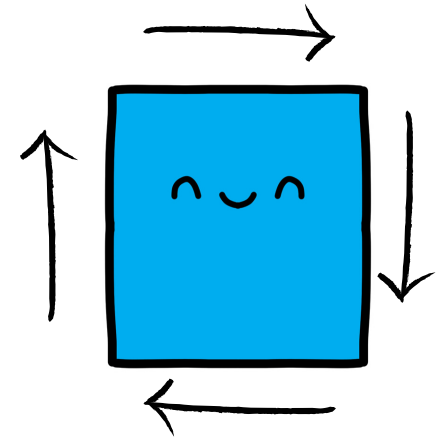
Belly Breathing



- Take a deep breath in and fill your belly like you're inflating a balloon.
- As you do this, count 1, 2, 3, 4 to breath in and fill the balloon in your belly.
- Pause and then let all of the air out of your belly like you're letting a balloon deflate.
- As you do this, count 1, 2, 3, 4 to breath out and let the ballon go down from your belly.

Square Breathing

- Imagine you're drawing a square with your finger in the air.
- Breath in while counting 1, 2, 3, 4 as you draw the top line and then pause.
- Breath out while counting 1, 2, 3, 4 as you draw the line down the side and then pause.
- Breath in while counting 1, 2, 3, 4 as you draw the bottom line and then pause.
- Breath out while counting 1, 2, 3, 4 as you draw the line up the side to make the square.




Finger Breathing



- Use your index finger to trace around the edges of the fingers on your opposite hand.
- Count 1, 2, 3, 4 and breath in as you go up the first finger.
- Count 1, 2, 3, 4 and breath out as you go down the finger.
- Repeat until you have traced up and down all five fingers, breathing 1, 2, 3, 4 in and 1, 2, 3, 4 out each time.

Top Tip! Practise these breathing techniques when you're calm so that you're better prepared to use them when you need to.



Count **slowly** when breathing in and out and **repeat** the technique as many times as you need to until you feel calmer.